

BASEMENT FLOOR PLAN

SCALE: 1/40" = 1'-0"
SCALE REFLECTED ON 11 X 17 SHEET

FLOOR PLANS PROVIDED FOR OFFICIAL UNIVERSITY OF WISCONSIN BUSINESS PURPOSES ONLY. PUBLIC DISTRIBUTION OR WEB POSTING IS NOT APPROPRIATE.

USER ASSUMES RESPONSIBILITY FOR FIELD VERIFYING ALL MEASUREMENTS BEFORE REFERENCING ALL OR PARTS OF THIS DRAWING FOR ANY DESIGN OR CONSTRUCTION PROJECT.

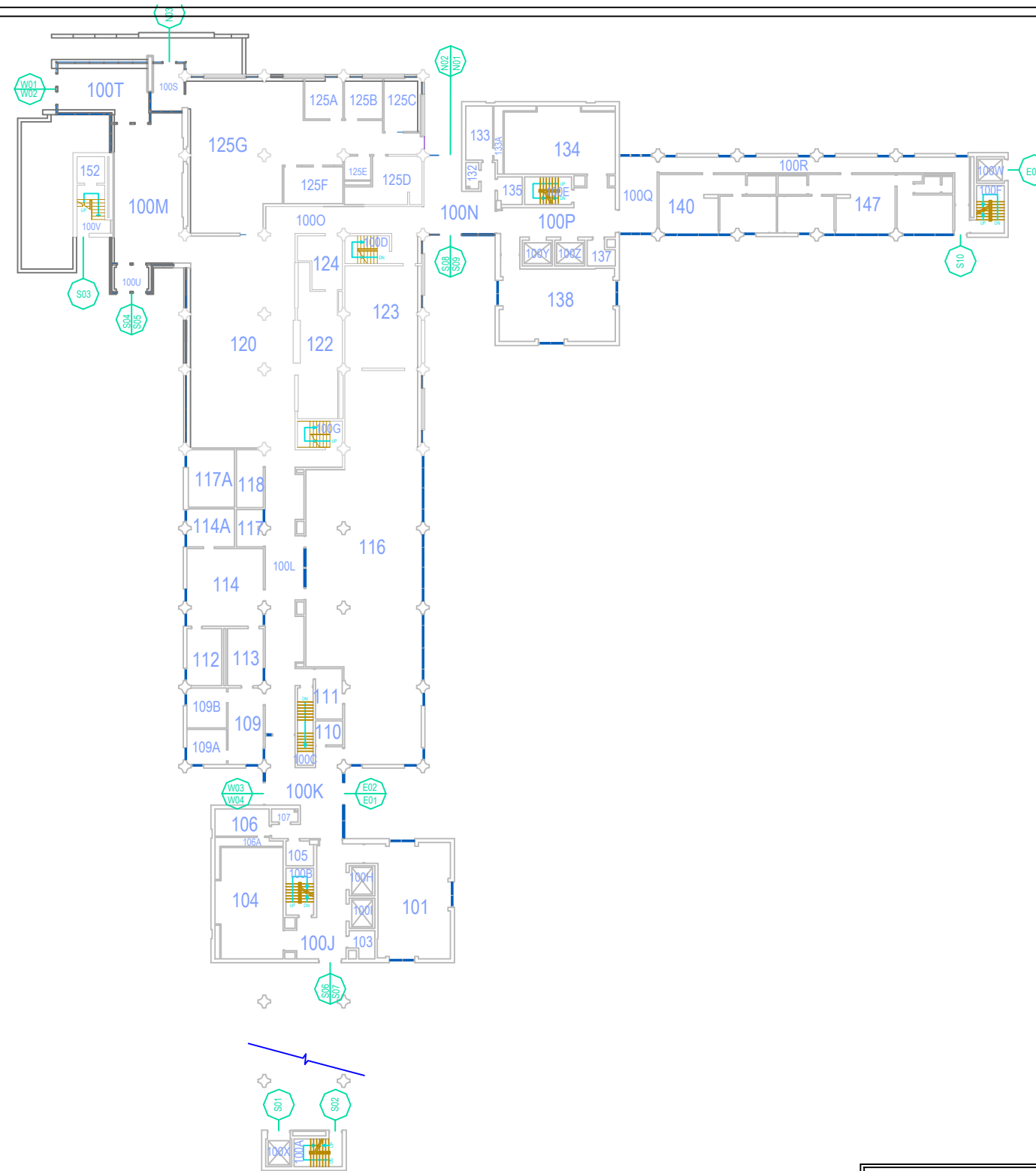


NORTH

THE UNIVERSITY OF WISCONSIN-MADISON
DIVISION OF FACILITIES PLANNING AND MANAGEMENT
OFFICE OF SPACE MANAGEMENT

WITTE RESIDENCE HALL
615 W. JOHNSON STREET

DATE:	12-94	BLDG:	12
DRAWN BY:	AH	FILE #:	12
REVISIONS:	08-98		
	07-07		



FIRST FLOOR PLAN

SCALE: 1/40" = 1'-0"

FLOOR PLANS PROVIDED FOR OFFICIAL UNIVERSITY OF WISCONSIN BUSINESS PURPOSES ONLY. PUBLIC DISTRIBUTION OR WEB POSTING IS NOT APPROPRIATE.

USER ASSUMES RESPONSIBILITY FOR FIELD VERIFYING ALL MEASUREMENTS BEFORE REFERENCING ALL OR PARTS OF THIS DRAWING FOR ANY DESIGN OR CONSTRUCTION PROJECT.



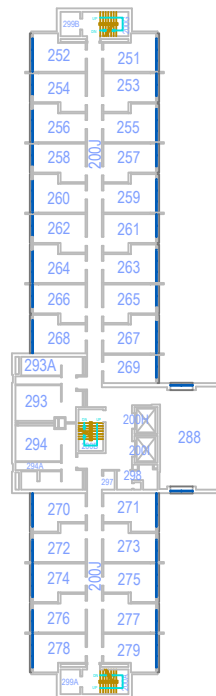
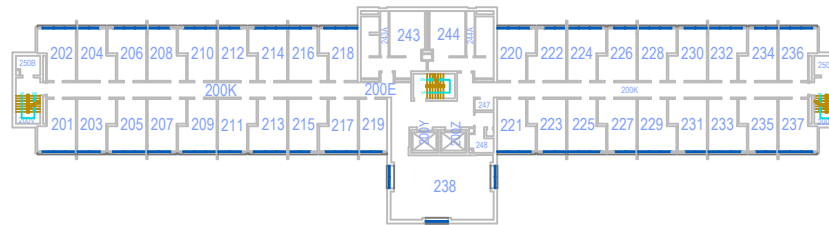
THE UNIVERSITY OF WISCONSIN-MADISON

DIVISION OF FACILITIES PLANNING AND MANAGEMENT
OFFICE OF SPACE MANAGEMENT

WITTE RESIDENCE HALL
615 W. JOHNSON STREET

DATE: 12-94	BLDG NO#: 1246
DRAWN BY: AH	FILE NO#: 1246A01
REVISIONS: 07-05 09-13	2 13

FLOORS 2-10 HAVE AN IDENTICAL FLOOR PLAN



SECOND FLOOR PLAN

SCALE: 1/40" = 1'-0"
SCALE REFLECTED ON 11 X 17 SHEET

FLOOR PLANS PROVIDED FOR OFFICIAL UNIVERSITY OF WISCONSIN BUSINESS PURPOSES ONLY. PUBLIC DISTRIBUTION OR WEB POSTING IS NOT APPROPRIATE.

USER ASSUMES RESPONSIBILITY FOR FIELD VERIFYING ALL MEASUREMENTS BEFORE REFERENCING ALL OR PARTS OF THIS DRAWING FOR ANY DESIGN OR CONSTRUCTION PROJECT.



NORTH

THE UNIVERSITY OF WISCONSIN-MADISON
DIVISION OF FACILITIES PLANNING AND MANAGEMENT
OFFICE OF SPACE MANAGEMENT

WITTE RESIDENCE HALL
615 W. JOHNSON STREET

DATE: 12-94	BLDG I 12
DRAWN BY: AH	FILE N 12
REVISIONS: 08-98 07-07	